








Les guides d'installation

Edge Airport France

Table des matières

Les guides d'installation
Les guides d'installation pour le matériel
Edge Airport France

Les guides d'installation

 <p>AMInvoicing Aeronautical Billing and Invoicing</p>	 <p>Cupp-T Coffee Use Platform</p>	 <p>FIDS Flight Information Display System</p>
 <p>L-DCS Local Departure Control System</p>	 <p>PaxTracer Passenger Tracking and Information</p>	 <p>RMS Resource Management System</p>
 <p>SuperVision PC / Monitor</p>		

Les guides d'installation pour le matériel

- [Installer une imprimante Custom TK302](#)

From:

<https://edgeairport.alwaysdata.net/wiki/> - **Documentation Embross (ex Edge Airport)**

Permanent link:

<https://edgeairport.alwaysdata.net/wiki/doku.php?id=guides:installation>



Last update: **12/09/2017 17:42**

Edge Airport France

Airport Manager Solutions

Phone: +33 553 801 366

Service commercial : contact@edge-airport.com

Support technique : support@edge-airport.com

Edge Airport France SAS au capital de 150 000 €

RCS Bergerac 529 125 346 Les Lèches TVA : FR53529125346 / EORI : FR52912534600039

Tel : +33(0)553 801 366 contact@edge-airport.com www.edge-airport.com